

Scaled data based on original data using  
LM-79-08 Approved Method: Electrical and Photometric Measurements of Solid-  
State Lighting Products

Test Report Prepared for  
Cooper Lighting Solutions  
(formerly Eaton)

Brand: STREETWORKS

Report Number: P190929

Luminaire Tested: **GAN-AF-01-LED-U-AFL-HSS-ADJ**

Issue Date: 3/3/2020

**Test Information**

Test Method: LM-79-08  
Report Number: P190929  
TEST IS SCALED FROM IESNA LM-79-08 TEST DATA (P24297)  
Test Lab: INNOVATION CENTER P2  
Issue Date: 3/3/2020  
Manufacturer: COOPER LIGHTING SOLUTIONS (FORMERLY EATON)  
Product Line: STREETWORKS  
Catalog Number: GAN-AF-01-LED-U-AFL-HSS-ADJ  
Description: GALLEON AREA AND ROADWAY LUMINAIRE  
(1) 70 CRI, 4000K, 1050mA LIGHTSQUARE WITH 16 LEDS EACH AND AUTOMOTIVE FRONTLINE OPTICS WITH HOUSE SIDE SHIELD  
Light Source: -  
Ballast/Driver: ELECTRONIC DRIVER

**Summary**

Lumens per Lamp: N/A  
Luminaire Lumens: 5219.1 lumens  
Efficiency: N/A  
Efficacy: 88.5 lumens/watt  
Luminous Opening: Rectangular (W 0.5' x L: 0.5' x H: 0')  
IES Classification: Type II - Short - Full Cutoff  
BUG Rating: B1 - U0 - G1

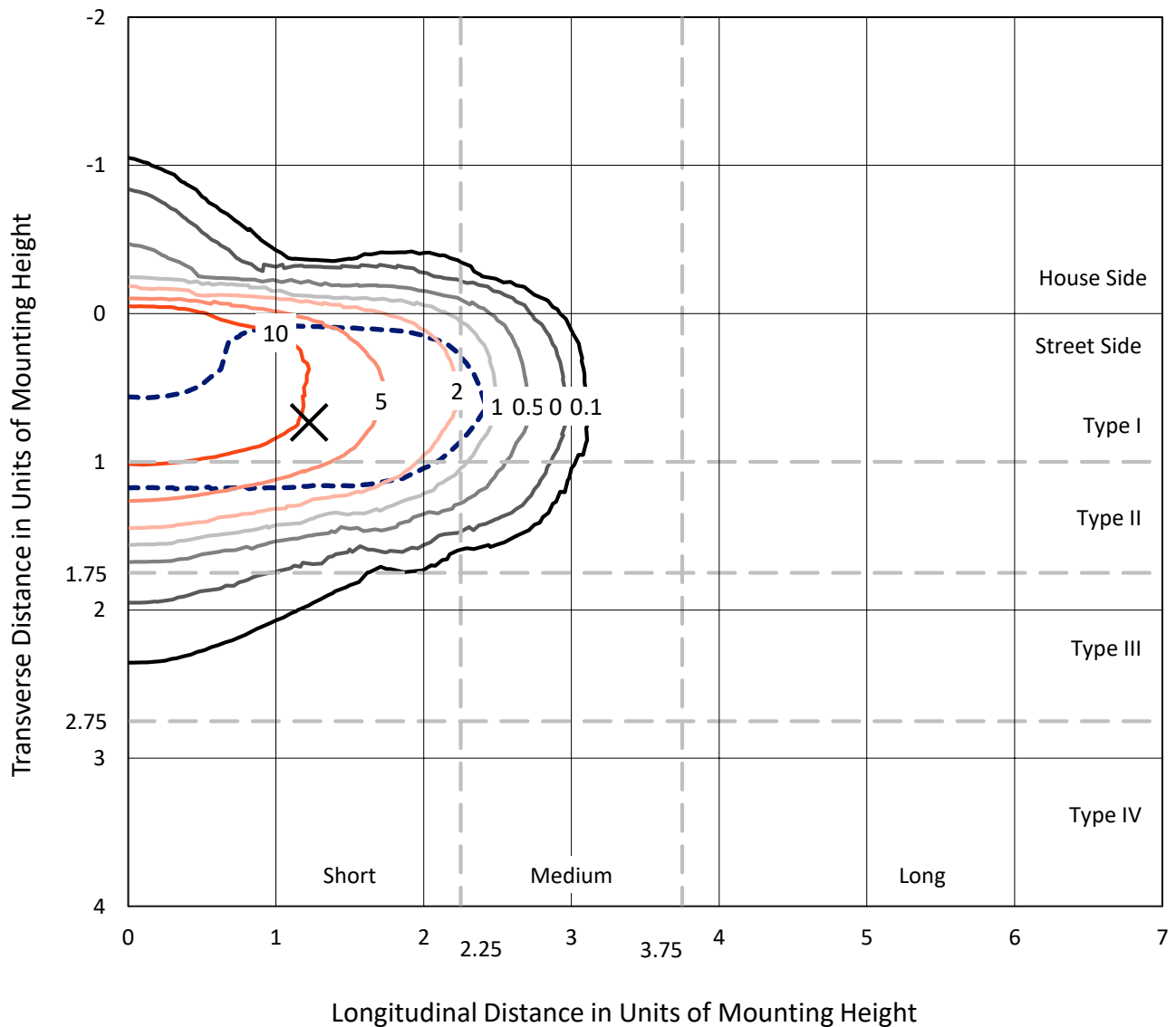
Input Watts (W): 59  
Input Voltage (V): NR  
Input Current (Ain): NR  
Voltage Rise (V): NR  
Power Factor: NR  
Total Harmonic Distortion (THDi): NR  
Frequency (hertz): 60  
Stabilization Time: NR  
Operation Time: NR  
Ambient Temperature (°C): NR  
Test Distance: 28.75 FT



REPORT NUMBER: P190929  
 CATALOG NUMBER: GAN-AF-01-LED-U-AFL-HSS-ADJ

### Iso-Footcandle Lines of Horizontal Illumination

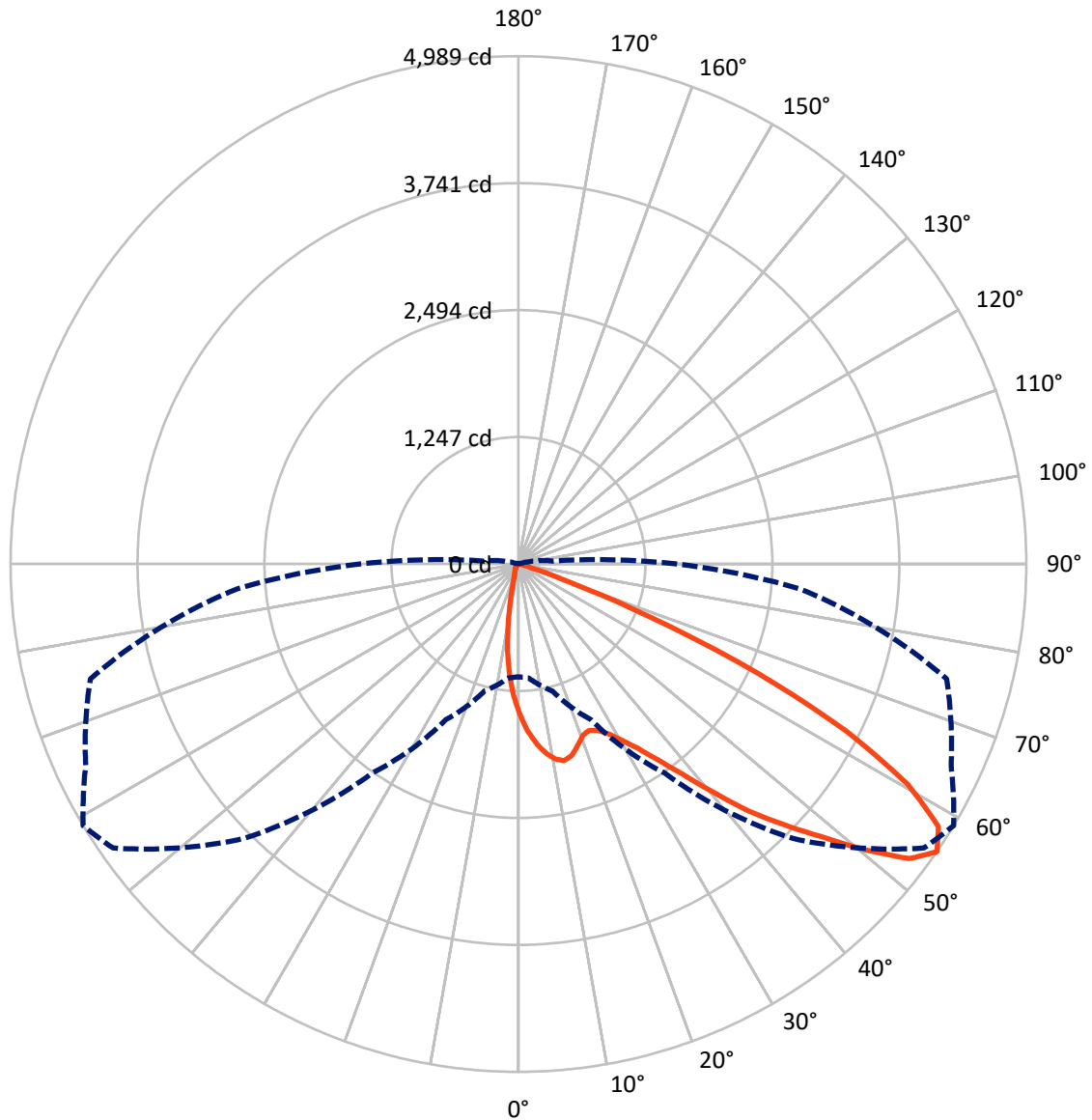
✕ Max cd  
 - - - 1/2 Max cd



Based on 10 foot mounting height. Maximum calculated value = 18.3 fc  
 Type II - Short - Full Cutoff

REPORT NUMBER: P190929  
CATALOG NUMBER: GAN-AF-01-LED-U-AFL-HSS-ADJ

### Luminous Intensity Polar Plot



— Vertical Plane Through 59-Deg Lateral    - - - Horizontal Cone Through 55-Deg Vertical

REPORT NUMBER: P190929

CATALOG NUMBER: GAN-AF-01-LED-U-AFL-HSS-ADJ

**FLUX DISTRIBUTION:**

		Downward	Upward	Total
<b>House Side</b>	Lumens	291.5	0.0	291.5
	% Fixture	5.6	0.0	5.6
<b>Street Side</b>	Lumens	4927.6	0.0	4927.6
	% Fixture	94.4	0.0	94.4
<b>Total</b>	Lumens	5219.1	0.0	5219.1
	% Fixture	100.0	0.0	100.0

**ZONAL LUMENS:**

Zone	Lumens	% Fixture
0°-10°	123.1	2.4
10°-20°	294.6	5.6
20°-30°	501.4	9.6
30°-40°	862.2	16.5
40°-50°	1331.2	25.5
50°-60°	1338.2	25.6
60°-70°	686.3	13.1
70°-80°	74.4	1.4
80°-90°	7.8	0.1
90°-100°	0.0	0.0
100°-110°	0.0	0.0
110°-120°	0.0	0.0
120°-130°	0.0	0.0
130°-140°	0.0	0.0
140°-150°	0.0	0.0
150°-160°	0.0	0.0
160°-170°	0.0	0.0
170°-180°	0.0	0.0
0°-90°	5219.1	100.0
0°-180°	5219.1	100.0

**Coefficient of Utilization**



REPORT NUMBER: P190929

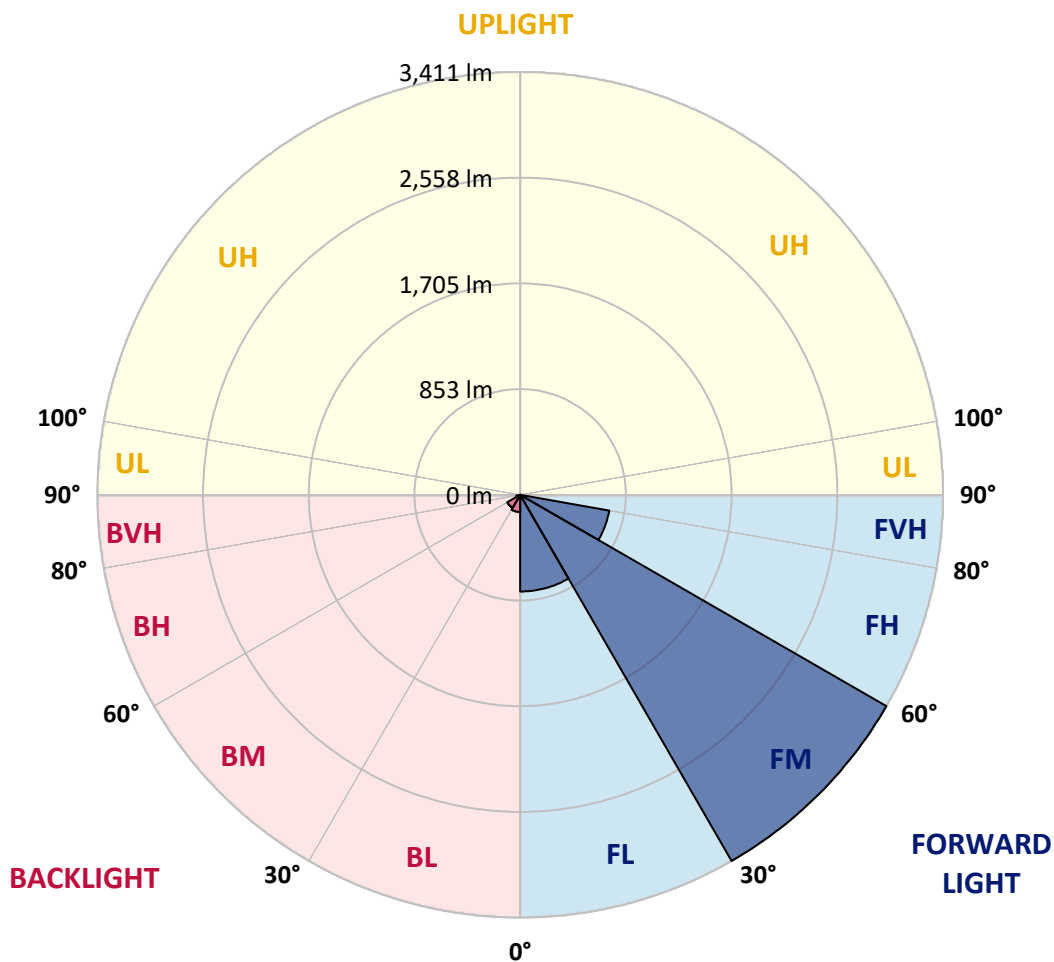
CATALOG NUMBER: GAN-AF-01-LED-U-AFL-HSS-ADJ

**LUMINAIRE CLASSIFICATION SYSTEM LUMEN TABLE AND BUG RATING:**

Zone		Lumens	% Fixture	Zone Rating/Lumen Limit		
				B	U	G
FL	(0°-30°)	779.9	14.9			
FM	(30°-60°)	3410.7	65.3			
FH	(60°-80°)	729.4	14.0			G1/1800
FVH	(80°-90°)	7.6	0.1			G0/10
BL	(0°-30°)	139.1	2.7	B1/500		
BM	(30°-60°)	121.0	2.3	B0/220		
BH	(60°-80°)	31.2	0.6	B0/110		G0/110
BVH	(80°-90°)	0.2	0.0			G0/10
UL	(90°-100°)	0.0	0.0		U0/0	
UH	(100°-180°)	0.0	0.0		U0/0	

**BUG Rating: B1-U0-G1**

Type II Short





REPORT NUMBER: P190929

CATALOG NUMBER: GAN-AF-01-LED-U-AFL-HSS-ADJ

**CANDELA DISTRIBUTION (FULL):**

	0°	5°	15°	25°	35°	45°	55°	59°	65°	75°	85°
0°	1469.2	1469.2	1469.2	1469.2	1469.2	1469.2	1469.2	1469.2	1469.2	1469.2	1469.2
2.5°	1738.3	1719.9	1714.4	1710.6	1693.7	1672.4	1643.5	1630.0	1602.2	1557.5	1502.7
5°	1897.6	1894.2	1881.9	1875.1	1857.0	1826.8	1780.5	1758.4	1714.4	1639.2	1540.9
7.5°	1828.0	1849.2	1866.2	1894.5	1930.2	1929.0	1890.2	1867.1	1817.8	1718.7	1583.4
10°	1559.1	1576.4	1604.1	1668.4	1799.7	1915.5	1961.0	1944.4	1904.9	1791.6	1624.3
12.5°	1506.4	1504.6	1509.5	1528.3	1596.9	1762.0	1949.0	1982.6	1974.6	1858.5	1663.2
15°	1534.4	1532.3	1531.7	1538.1	1554.8	1624.3	1858.8	1955.2	2017.1	1920.4	1696.2
17.5°	1613.0	1603.8	1598.9	1593.6	1588.6	1605.9	1750.4	1878.4	2023.6	1974.6	1723.6
20°	1747.6	1732.2	1714.1	1684.5	1656.8	1648.1	1704.7	1799.7	2000.5	2015.8	1741.5
22.5°	1916.7	1897.0	1865.6	1811.6	1755.3	1722.6	1727.3	1774.7	1966.0	2060.8	1749.8
25°	2106.7	2081.5	2039.6	1964.7	1881.9	1823.9	1793.7	1810.4	1950.3	2113.5	1759.3
27.5°	2310.3	2282.3	2227.5	2125.5	2031.6	1953.3	1891.7	1889.6	1977.1	2182.5	1774.7
30°	2512.1	2507.8	2436.3	2328.4	2204.0	2108.9	2020.1	2008.8	2051.9	2278.0	1805.2
32.5°	2781.2	2748.9	2661.4	2550.5	2407.0	2292.7	2187.7	2161.2	2166.8	2389.1	1852.3
35°	3120.6	3085.2	2962.1	2808.9	2648.5	2513.6	2397.5	2361.4	2347.9	2571.2	1931.7
37.5°	3339.9	3339.3	3262.0	3106.2	2934.0	2785.2	2659.0	2616.8	2589.4	2791.1	2055.0
40°	3345.8	3360.3	3370.4	3368.9	3246.3	3109.3	2997.1	2945.1	2881.3	3084.9	2214.2
42.5°	3166.2	3203.5	3293.1	3445.3	3517.9	3463.4	3368.9	3317.7	3222.9	3399.4	2408.2
45°	2923.5	2949.4	3106.2	3386.5	3665.2	3814.6	3742.5	3651.0	3526.0	3727.4	2582.2
47.5°	2814.9	2819.5	2920.7	3228.4	3676.3	4102.2	4146.0	3997.2	3801.3	3991.7	2718.4
50°	2489.9	2498.1	2638.0	2954.6	3546.3	4238.1	4551.3	4410.2	4101.6	4195.2	2768.0
52.5°	1876.6	1888.4	2065.7	2504.7	3189.0	4180.2	4841.4	4807.3	4430.6	4294.8	2770.8
55°	1107.2	1122.7	1292.1	1686.0	2508.4	3811.8	4863.0	4988.6	4690.2	4353.6	2766.5
57.5°	517.1	527.9	624.9	868.6	1560.0	3012.6	4538.3	4864.2	4833.4	4384.7	2797.0
60°	274.8	277.8	301.3	376.0	705.0	1910.3	3904.8	4392.3	4702.8	4427.8	2834.2
62.5°	210.0	210.9	209.7	218.7	296.2	847.9	2951.5	3611.0	4177.1	4395.4	2793.0
65°	182.0	183.5	174.9	172.8	190.1	302.5	1753.4	2573.9	3282.3	3959.0	2511.8
67.5°	163.3	163.9	153.3	144.4	147.5	163.6	691.7	1409.1	2172.6	2902.0	1820.5
70°	150.3	149.7	138.3	124.1	120.1	111.8	219.9	516.5	1038.3	1471.6	846.7
72.5°	133.1	133.4	127.9	109.4	99.8	78.3	102.0	150.6	309.9	401.0	198.4
75°	117.9	116.4	109.7	97.9	82.2	51.5	50.5	67.1	95.4	94.8	42.9
77.5°	85.3	83.8	85.9	80.4	63.1	33.2	25.3	32.3	38.8	37.5	12.0
80°	62.5	61.6	55.4	66.8	55.8	22.8	15.8	17.3	20.0	17.0	3.7
82.5°	42.9	42.6	39.1	36.9	31.7	13.8	9.8	10.7	12.9	9.5	1.8
85°	6.8	7.7	28.3	22.5	18.8	6.1	6.8	7.4	8.6	5.2	0.6
87.5°	0.0	0.0	13.2	11.7	3.7	2.5	4.0	4.3	4.3	2.8	0.0
90°	0.0	0.0	0.0	0.0	0.0	0.0	0.0	0.0	0.0	0.0	0.0



REPORT NUMBER: P190929

CATALOG NUMBER: GAN-AF-01-LED-U-AFL-HSS-ADJ

**CANDELA DISTRIBUTION (continued):**

	90°	95°	105°	115°	125°	135°	145°	155°	165°	175°	180°
0°	1469.2	1469.2	1469.2	1469.2	1469.2	1469.2	1469.2	1469.2	1469.2	1469.2	1469.2
2.5°	1474.7	1443.9	1386.9	1328.1	1273.6	1208.6	1163.9	1130.4	1091.6	1081.1	1103.9
5°	1484.9	1426.6	1304.1	1170.7	1045.4	906.4	800.2	716.1	640.1	614.2	637.6
7.5°	1500.9	1414.3	1214.4	994.8	776.7	560.0	411.5	313.8	251.6	233.1	243.1
10°	1516.9	1396.4	1110.6	786.6	488.5	272.6	177.4	141.7	128.5	125.6	127.2
12.5°	1530.1	1372.5	984.1	559.3	261.2	146.0	116.1	110.3	108.4	108.4	109.0
15°	1538.1	1336.1	834.0	355.8	150.3	110.3	101.4	99.5	99.5	99.8	100.5
17.5°	1537.2	1289.9	669.9	215.3	112.4	97.6	92.4	90.8	90.5	91.1	91.5
20°	1525.8	1229.5	505.1	142.0	97.9	89.0	83.8	81.0	80.7	81.3	81.9
22.5°	1504.2	1155.0	361.3	109.4	88.4	80.7	74.3	71.8	71.8	72.4	73.0
25°	1478.1	1063.9	247.0	92.7	79.8	71.8	65.6	63.4	64.0	65.6	65.9
27.5°	1445.4	961.3	167.9	79.5	69.3	62.8	58.2	56.7	58.2	60.4	61.0
30°	1417.4	854.4	119.8	68.6	58.8	54.2	51.5	51.5	53.6	57.6	58.5
32.5°	1395.8	750.9	92.4	60.7	51.1	47.2	45.6	47.2	50.5	54.5	55.4
35°	1393.1	665.6	78.3	54.2	45.6	41.5	40.9	43.8	47.2	50.2	50.8
37.5°	1414.3	586.8	70.5	49.0	40.6	36.9	36.3	39.7	43.2	46.9	47.8
40°	1454.6	524.9	65.0	44.1	36.6	32.6	31.4	33.9	38.5	43.5	44.7
42.5°	1507.0	473.7	58.8	39.1	32.6	27.1	25.6	28.3	33.2	38.5	40.0
45°	1556.9	429.6	52.1	33.6	27.4	21.0	20.4	24.0	26.5	31.7	32.9
47.5°	1584.3	390.9	46.2	27.4	21.3	17.0	17.0	17.9	20.4	26.5	27.7
50°	1575.1	359.8	40.0	20.4	14.8	12.9	12.9	12.6	16.4	21.3	22.2
52.5°	1556.6	341.9	34.5	15.8	10.1	9.2	8.3	9.2	11.4	13.5	13.8
55°	1553.9	338.8	28.9	12.6	7.1	6.1	4.6	4.6	4.6	4.3	3.7
57.5°	1575.4	343.7	24.3	10.1	5.2	4.0	2.5	0.0	0.0	0.0	0.0
60°	1597.5	348.9	21.0	7.1	3.7	2.1	0.3	0.0	0.0	0.0	0.0
62.5°	1560.6	337.3	17.6	4.3	2.8	0.9	0.0	0.0	0.0	0.0	0.0
65°	1370.9	287.0	13.8	3.1	1.8	0.0	0.0	0.0	0.0	0.0	0.0
67.5°	975.1	192.2	9.2	1.8	0.3	0.0	0.0	0.0	0.0	0.0	0.0
70°	445.1	80.4	5.8	0.6	0.0	0.0	0.0	0.0	0.0	0.0	0.0
72.5°	95.1	25.0	4.0	0.0	0.0	0.0	0.0	0.0	0.0	0.0	0.0
75°	19.4	18.2	1.5	0.0	0.0	0.0	0.0	0.0	0.0	0.0	0.0
77.5°	6.1	28.6	0.0	0.0	0.0	0.0	0.0	0.0	0.0	0.0	0.0
80°	3.7	20.7	0.0	0.0	0.0	0.0	0.0	0.0	0.0	0.0	0.0
82.5°	0.6	3.1	0.0	0.0	0.0	0.0	0.0	0.0	0.0	0.0	0.0
85°	0.0	0.0	0.0	0.0	0.0	0.0	0.0	0.0	0.0	0.0	0.0
87.5°	0.0	0.0	0.0	0.0	0.0	0.0	0.0	0.0	0.0	0.0	0.0
90°	0.0	0.0	0.0	0.0	0.0	0.0	0.0	0.0	0.0	0.0	0.0

(END OF REPORT)